

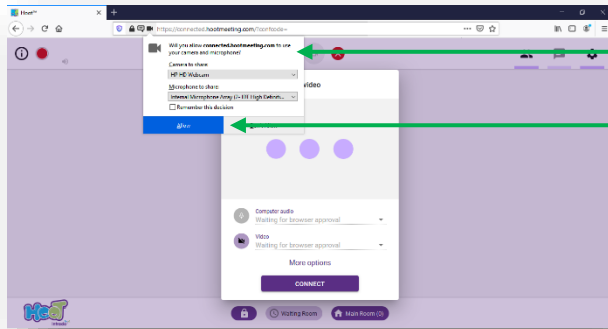
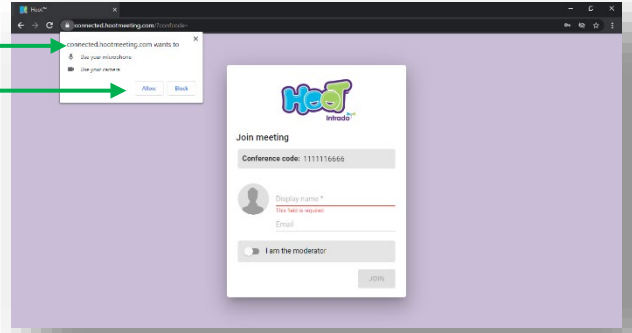


## End User Actions | Allow Browser Permissions

### Hoot™ Meeting

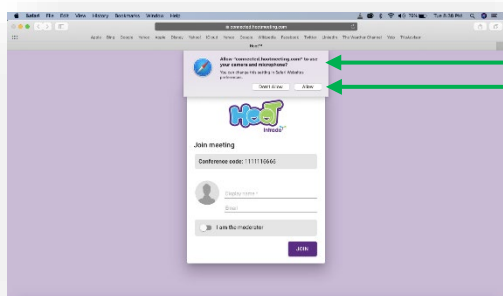
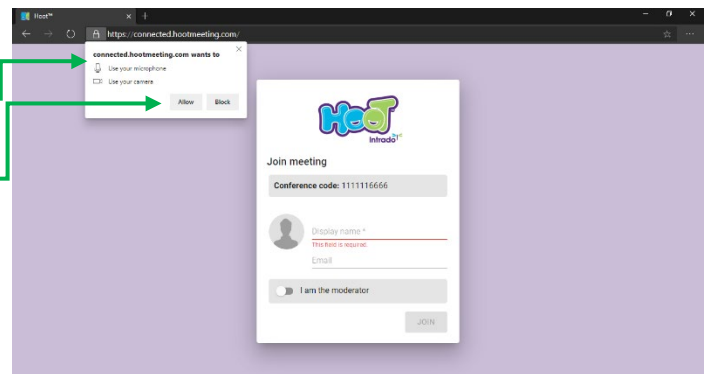
When starting or joining a Hoot™ meeting, you will need to Allow Browser permissions for your microphone or camera.

- With Chrome, you will receive a pop-up stating, “connected.hootmeeting.com wants to...Use your microphone or camera
- Click on the Allow button
- This will allow you to use your microphone and camera in the meeting



- With Firefox, you will receive a pop-up stating, “Will you allow connected.hootmeeting.com to use your microphone or camera?”
- Click on the Allow button
- This will allow you to use your microphone and camera in the meeting.

- In Edge, you will receive a pop-up stating connected.hootmeeting.com wants to... use your microphone or camera
- Click on the Allow button
- This will allow you to use your microphone and camera in the meeting



- With Safari, you will receive a pop-up stating, “Allow “connected.hootmeeting.com ” to use your microphone or camera?”
- Click on the Allow button
- This will allow you to use your microphone and camera in the meeting